

OPTION_2

/// Windows Vista: You need to uninstall following Windows Updates first:

KB932596

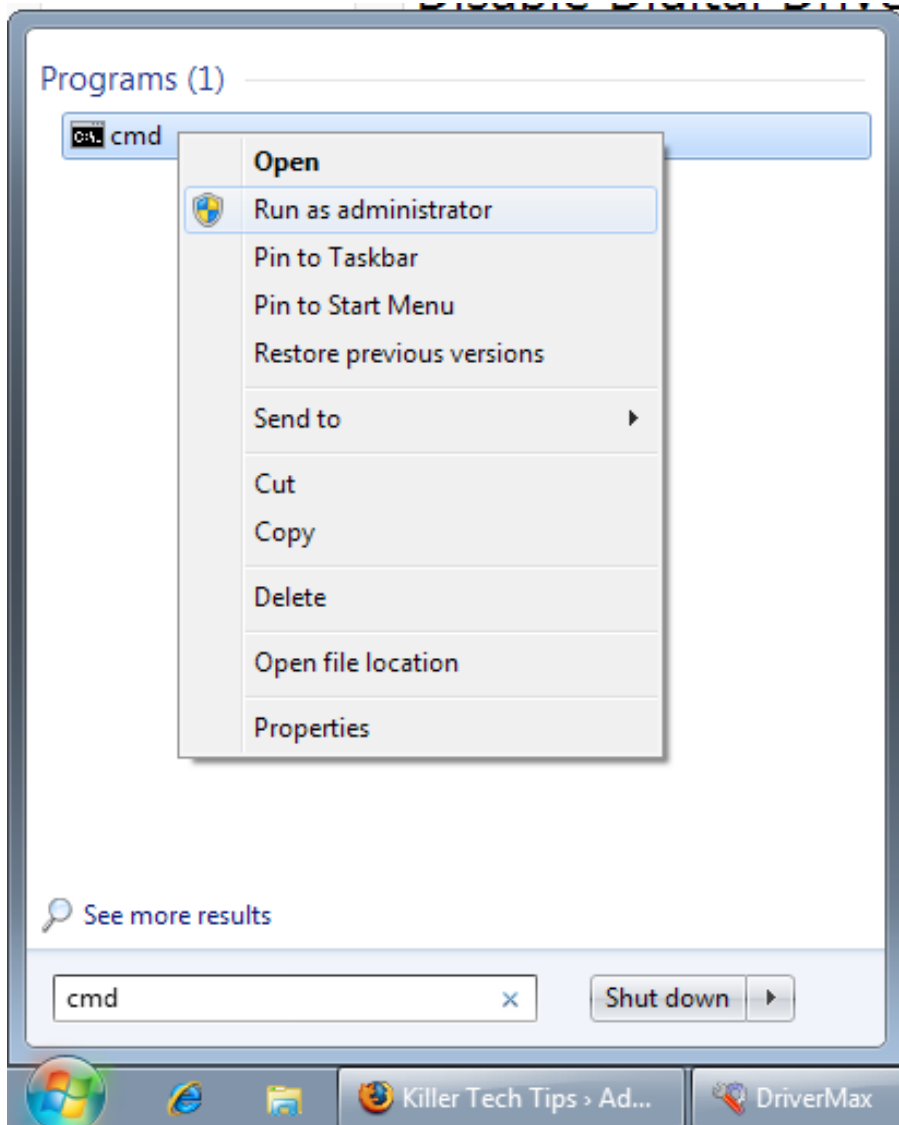
KB938979

KB938194

KB941649

KB943078

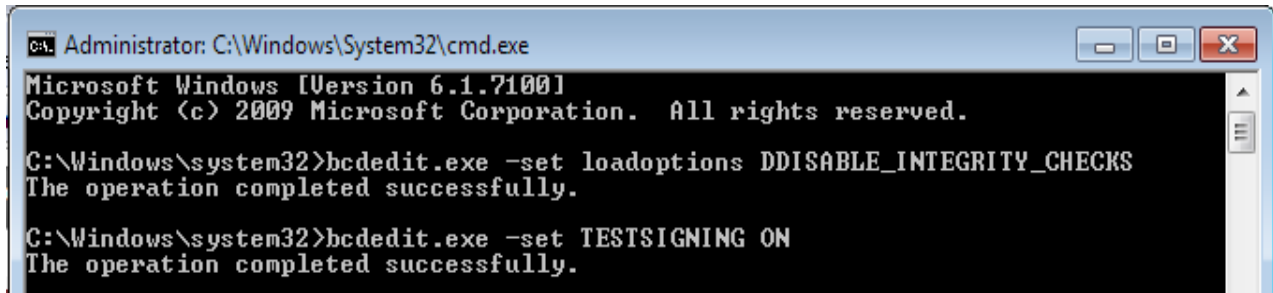
Go to the Start menu and type cmd.exe in the Search Bar. Right click on cmd.exe and choose Run as Administrator.



If you have the UAC turned on, choose Yes to proceed. Otherwise, you should see the command windows opened already. In the shell window, copy paste the following commands and hit Enter.

bcdedit.exe -set¹ loadoptions DDISABLE_INTEGRITY_CHECKS
bcdedit.exe -set TESTSIGNING ON

You'll get a confirmation that the operation completed successfully, as you can see below:

A screenshot of a Windows command prompt window titled "Administrator: C:\Windows\System32\cmd.exe". The window shows the following text:

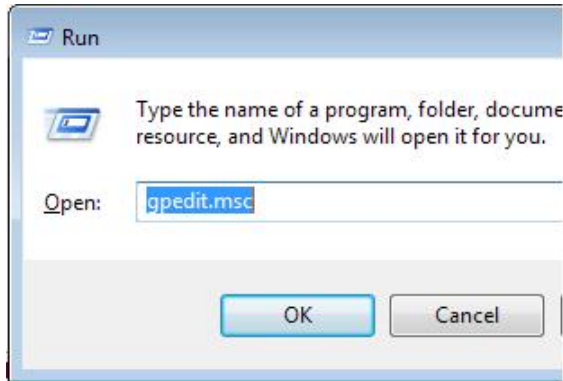
```
Microsoft Windows [Version 6.1.7100]  
Copyright (c) 2009 Microsoft Corporation. All rights reserved.  
  
C:\Windows\system32>bcdedit.exe -set loadoptions DDISABLE_INTEGRITY_CHECKS  
The operation completed successfully.  
  
C:\Windows\system32>bcdedit.exe -set TESTSIGNING ON  
The operation completed successfully.
```

Restart the computer for the changes to take effect. You've just disabled digital driver signing in Windows 7.

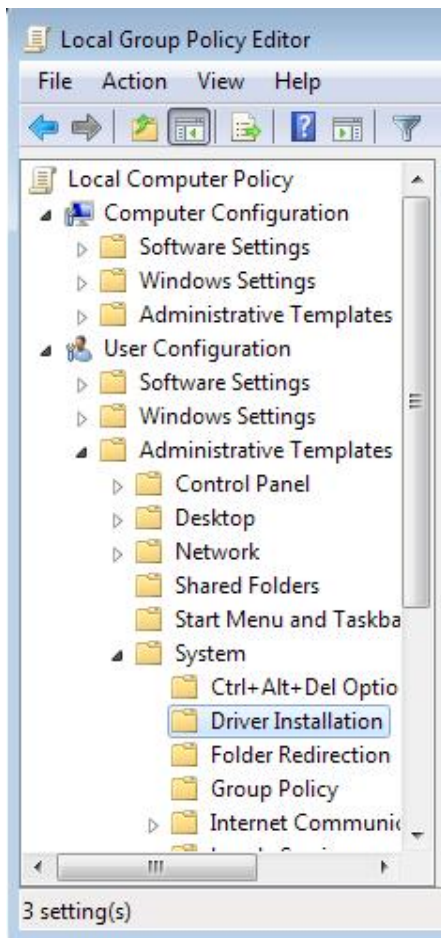
¹ Some Vista guides use /set instead of -set

OPTION_3

Hit the Win+R keys together to open the Run dialog. Type gpedit.msc and press Enter to open the Local Groups Policy Editor.



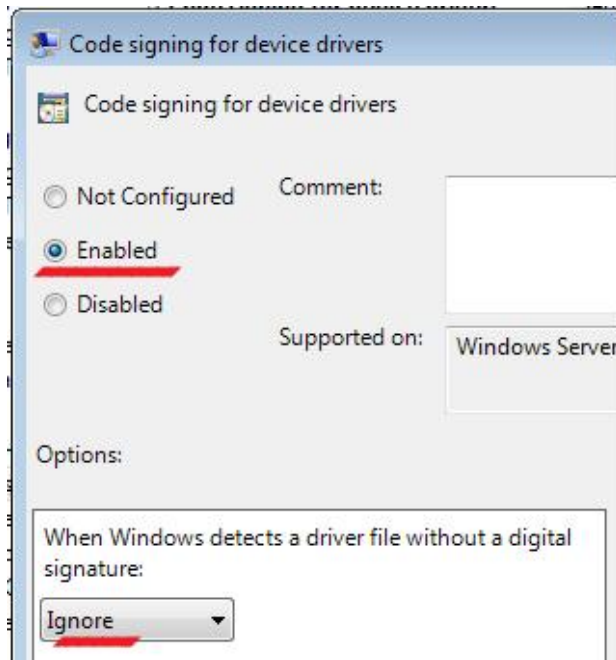
Click on Administrative Templates under the User Configuration. Expand System. Click Driver Installation.



In the right panel, double click on Code Signing for Device Drivers.

Setting	State	Comment
Configure driver search locations	Not configured	No
Turn off Windows Update device driver search prompt	Not configured	No
Code signing for device drivers	Not configured	No

Choose Enabled in the window that appears. In the underlying options, choose Ignore. This disables drivers signing in Windows 7 or Vista, and now you can install unsigned drivers.



Click Apply, OK. Restart your computer to install unsigned drivers.